



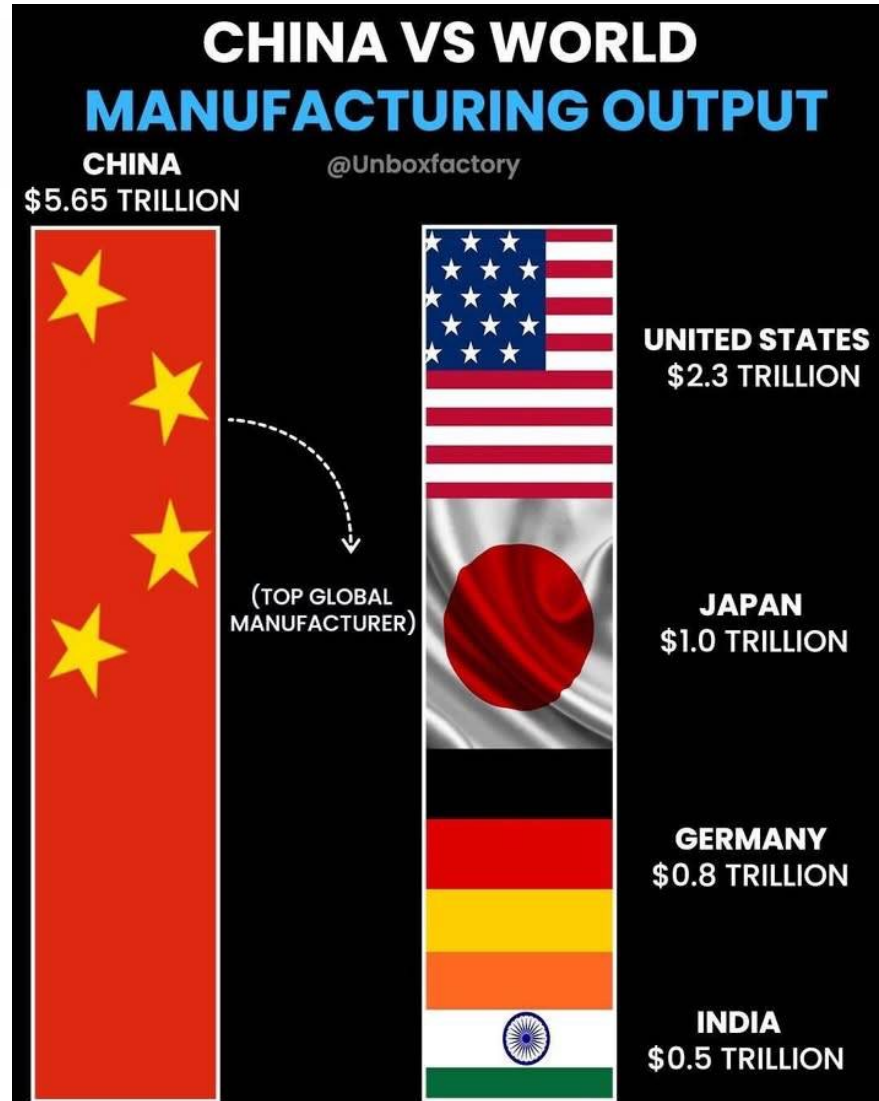
WHAT WE ARE SEEING

VERSION 1.173
25-04-2025



1 China vs World manufacturing output

China's output is more than cumulative total of US, Japan, Germany and India

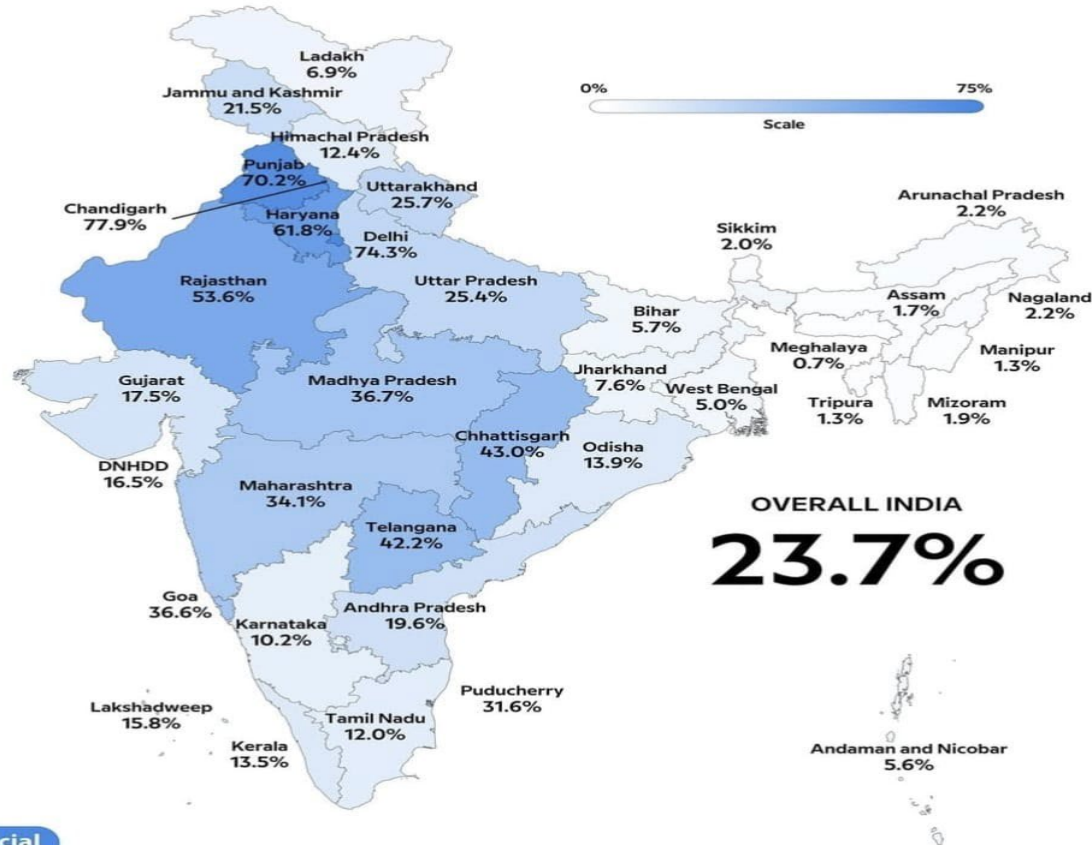


2 Households with Air Conditioners

Statewise percentage of Households who owns Air Conditioner or Air Cooler

HOUSEHOLDS WITH AIR CONDITIONERS

Percentage of Households who own Air Conditioner or Air Cooler



Social

Source: National Family Health Survey - 5, 2019-2021
Publisher: Ministry of Health and Family Welfare, Govt. of India

Areas in grey, if any, indicate that data was not available for the region.



3 What people value most in a Financial advisor

As per survey personalization and risk management remain the top most priority



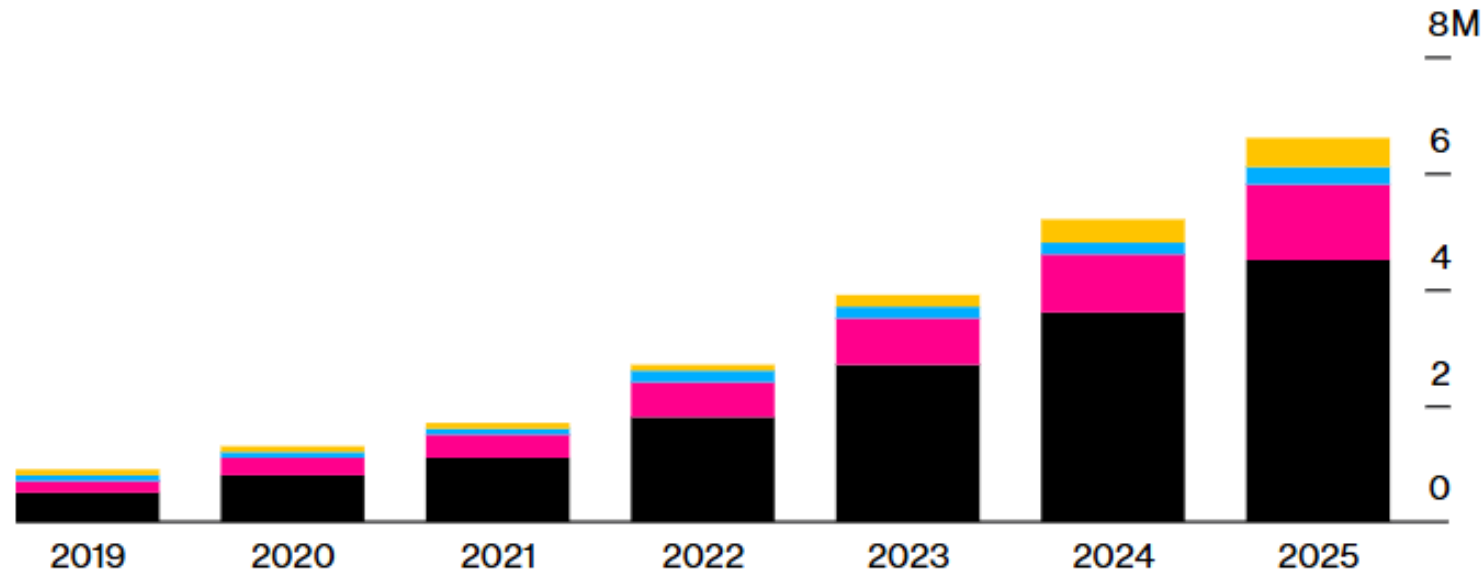
4 EV charging installations continues to grow

The number of public EV charging stations globally is projected to increase by 26% this year to 6.6 million.

EV Charging Installations Poised to Grow in 2025

Europe picks up pace as China leads total additions

■ China ■ Europe ■ North America ■ Rest of World



Source: BloombergNEF, Ecomovement, China Electric Vehicle Charging Promotion Alliance

Note: Data for 2025 is based on estimates.

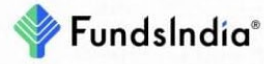
5 Highest Ocean Plastic Waste Polluters

It is estimated that 1mn MT of plastic waste enters ocean every year, out of a total of 67.5mn MT



6 Asset allocation of Ultra rich Indians

Real estate and Equities constitutes over 61% of the allocation



Asset Allocation of Ultra-rich Indians



Source: NDTV Profit. Disclaimer: Investments in the securities market are subject to market risks, read all related documents carefully before investing.


7 Worlds Biggest Exporters

China remain at top with \$3.5trn in exports followed by US with \$2.02trn



8 Which countries produce the Most Silver?

Mexico maintaining its centuries long dominance in silver production, accounting for nearly a quarter of the worlds output



9 Cities with the most Billionaires

Mumbai and Delhi coming in top 10 cities globally



Source: Voronoi, Human Global Rich List

10 Gold Addition 2020-24

China, India and Poland have been very aggressive in adding gold over last 4 years

AGGRESSIVE ADDITION

Gold addition
2020-2024 (in tonnes)



Note: Turkey has been excluded due to methodology changes.
Source: World Gold Council, Business Standard calculation



 **Abakkus**
Believe in the Basics

THANK YOU

Disclaimer: The securities quoted are for illustration only and are not recommendatory. Any performance depictions are for illustration purposes only and such past performance may or may not sustain in future. Investments in securities market are subject to market risks. Read all the related documents carefully before investing. This message and any attachments are meant solely for investor awareness and forms a part of education and awareness initiative. The circulation of this document shall not be construed as a recommendation or a solicitation to subscribe, buy, sell, or hold any scrip, fund, or scheme. This document is intended only for the personal use to whom it is addressed or delivered and must not be reproduced or redistributed in any form to any other person.