



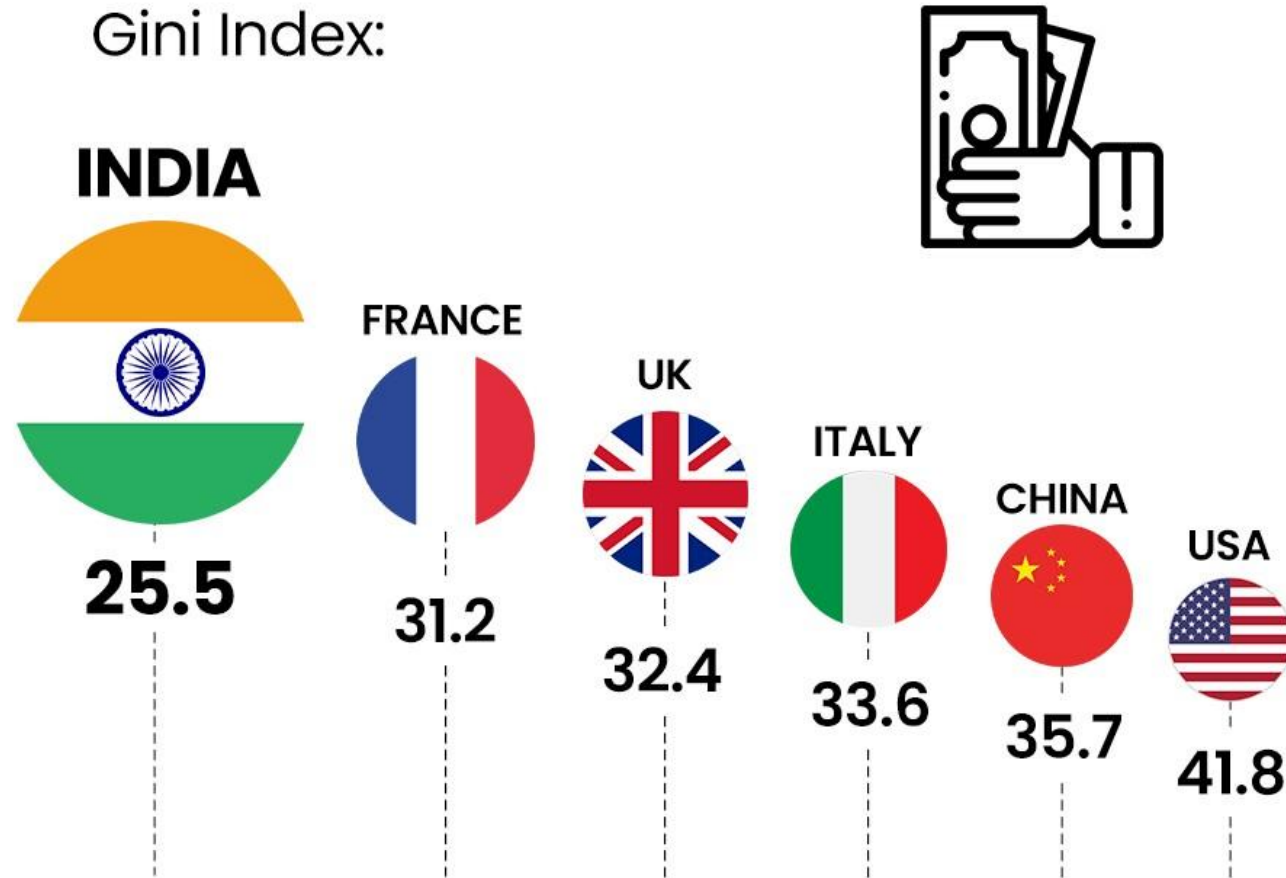
WHAT WE ARE SEEING

VERSION 1.179
18-07-2025



1 Beating the West on Equality

India has better income equality than G7 & G20 countries, according to World Bank Gini Index



Source: World Bank, pmindia.gov.in. Gini Index=Lower score means more equal income distribution

2 CPI inflation moderating further

Inflation reading at more than 6-yr low; last time the reading was this low was in Jan'19 at 1.97%









3 Who holds the World's Rare Earths

India ranks 3rd globally in rare earth reserves but China leads by a wide margin



4 Picking up pace

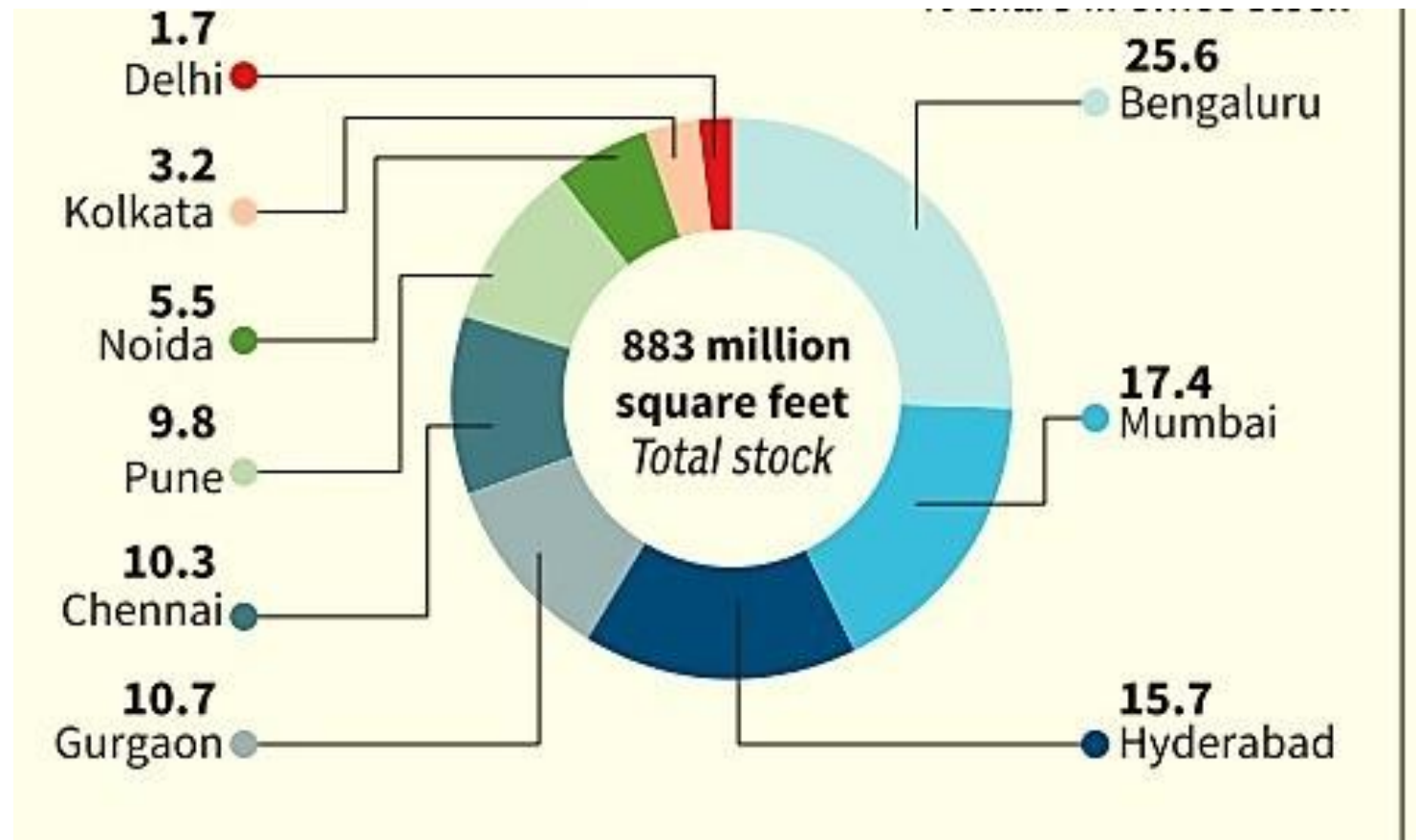
Kharif sowing has seen a 6.7% increase y/y till 11th July as monsoon across the country have been good

Crops	Normal area	2025	Y-o-Y change (%)	
Paddy	40.3	12.36	10.6	
Pulses	12.96	6.7	25.7	
Coarse cereals	18.27	11.63	16.6	
Oilseeds	19.46	13.72	-1.9	
Cotton	12.95	9.28	-2.5	
Total	109.82	59.78	6.7	

Source: Ministry of Agriculture, Business Standard. Data in million hectares. Note: Data might not match as it is only of broad crop categories

5 Bengaluru holds one-fourth of total office stock

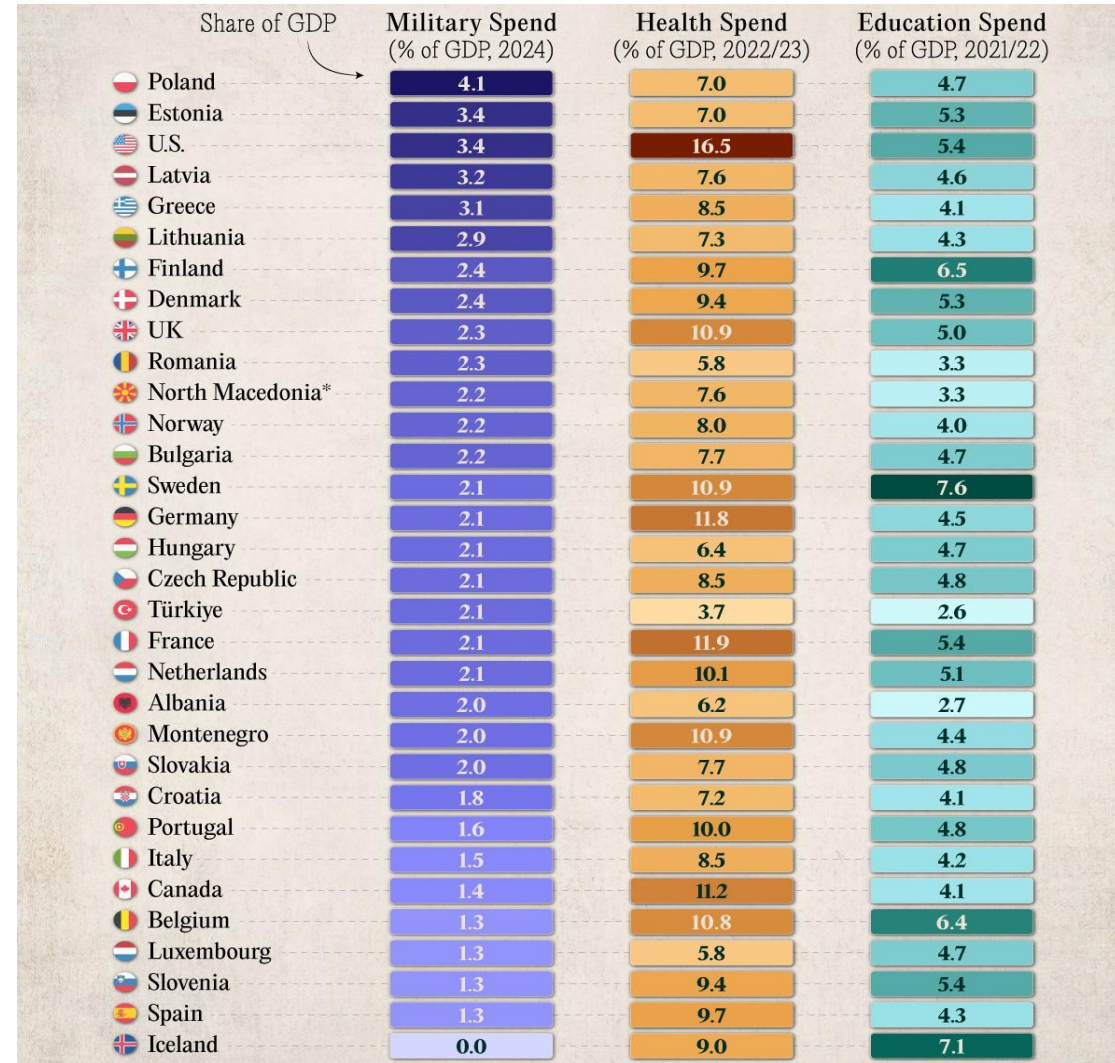
% share of office stock among key cities in India, total stock available is 883m sq.ft.



Source: Business Line. Data as of 1QFY25. Total office stock includes both traditional and flexible workspaces

6 What NATO countries spend on Military, Health and Education

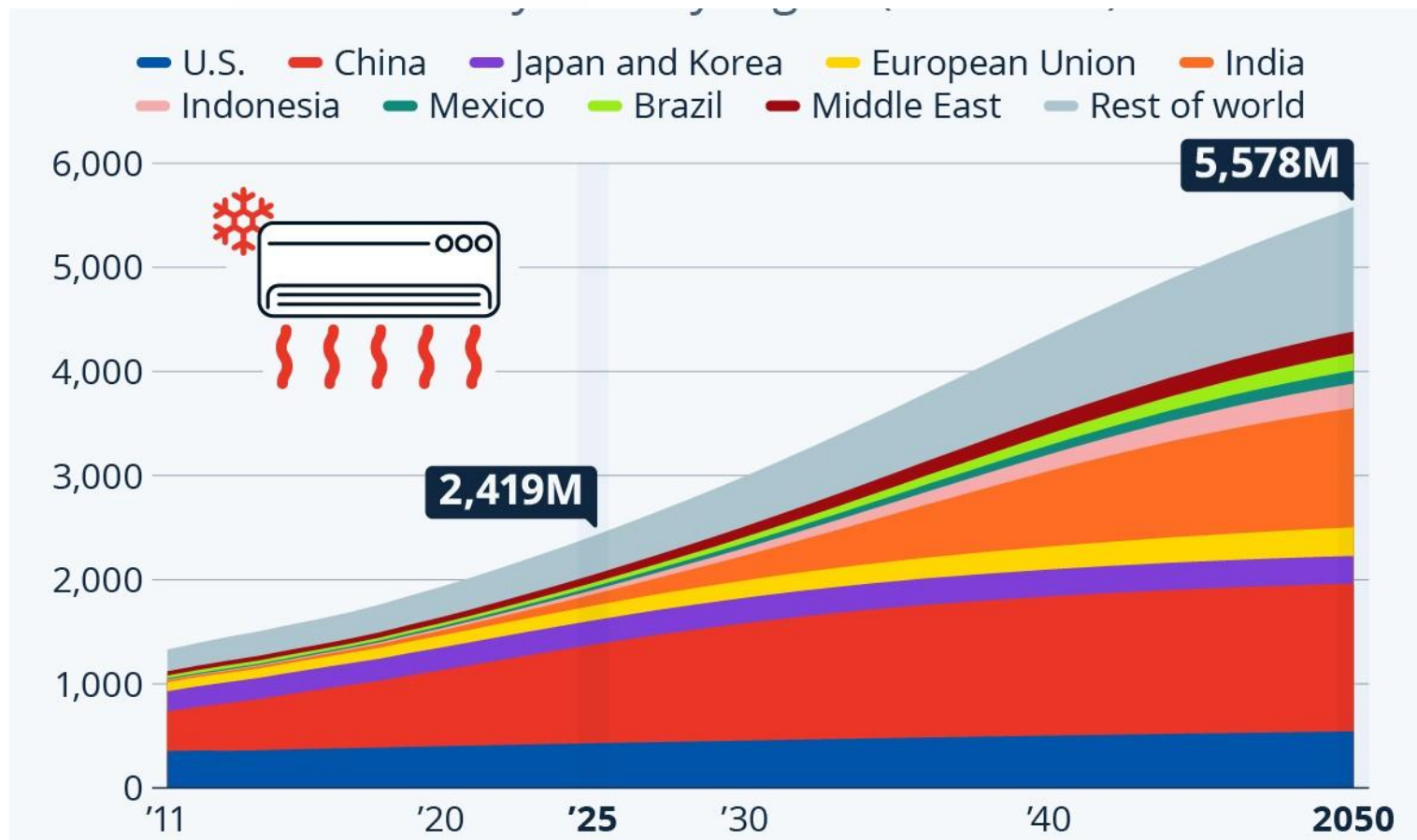
NATO's 5% defence spending target would push 21 members to spend more on defence than on education



Source: AL Jazeera, NATO, World Bank, Visual Capitalist. North Macedonia's education figure is from 2002

7 China and India drive global air conditioning demand

Projected number of air conditioning units in use worldwide by country/region (in m units)



8 The 10 least livable cities in the World in 2025

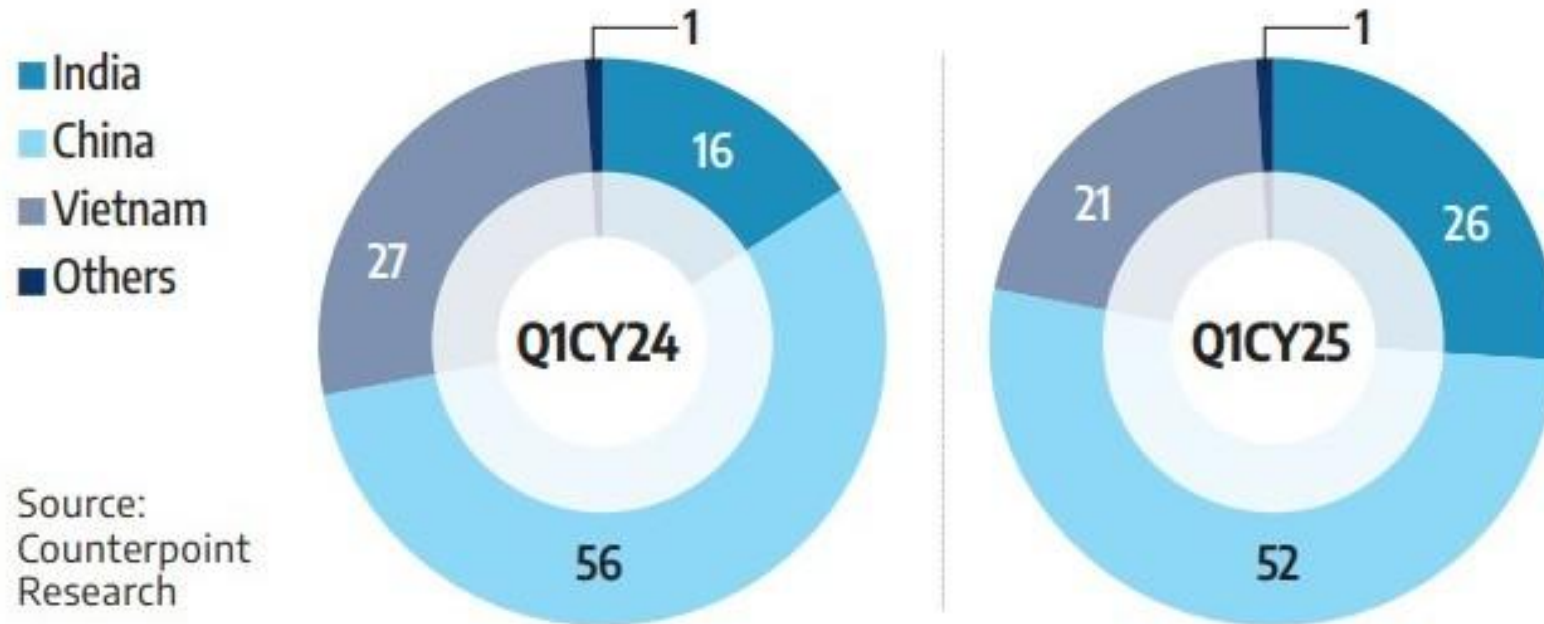
Damascus in Syria tops the list



Source: The Economist Intelligence unit, Visual Capitalist. 173 cities were rated on over 30 factors across five categories to determine their overall livability which includes Stability, Healthcare, Culture/Environment, Education and Infrastructure

9 Share of smartphone shipments to US in % volumes


India's share has risen to 26% in Q1CY25 vs 16% in Q1CY24



Source: Counterpoint Research, Business Standard

10 Top 15 countries by Carbon Emissions

India ranks 3rd behind China and US in terms of green house gases emissions





THANK YOU

Disclaimer: The securities quoted are for illustration only and are not recommendatory. Any performance depictions are for illustration purposes only and such past performance may or may not sustain in future. Investments in securities market are subject to market risks. Read all the related documents carefully before investing. This message and any attachments are meant solely for investor awareness and forms a part of education and awareness initiative. The circulation of this document shall not be construed as a recommendation or a solicitation to subscribe, buy, sell, or hold any scrip, fund, or scheme. This document is intended only for the personal use to whom it is addressed or delivered and must not be reproduced or redistributed in any form to any other person.