



WHAT WE ARE SEEING

VERSION 1.183
12-09-2025

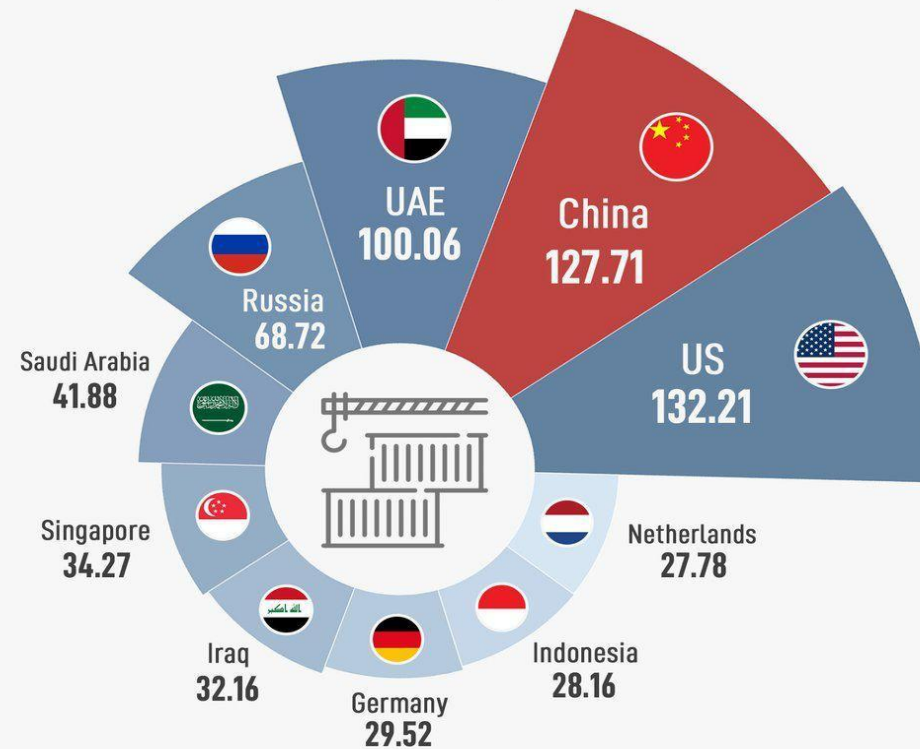


1 Top Trading Partners of India

Besides USA, China and UAE are other top trading partners of India

TOP TRADING PARTNERS OF INDIA

Billion US dollars, FY 2024-2025

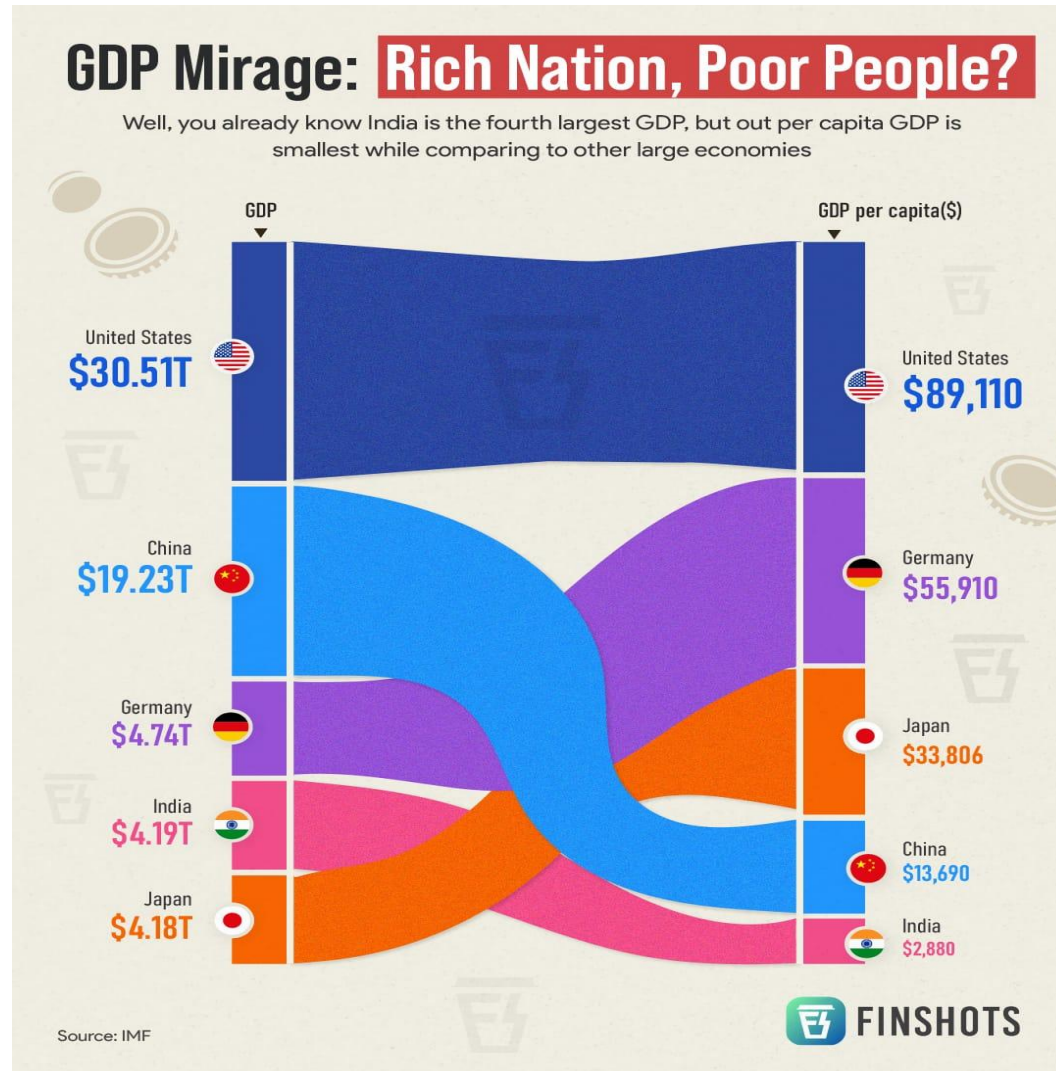


Source: India's Ministry of Commerce and Industry



2 GDP Mirage: Rich Nation, Poor People?

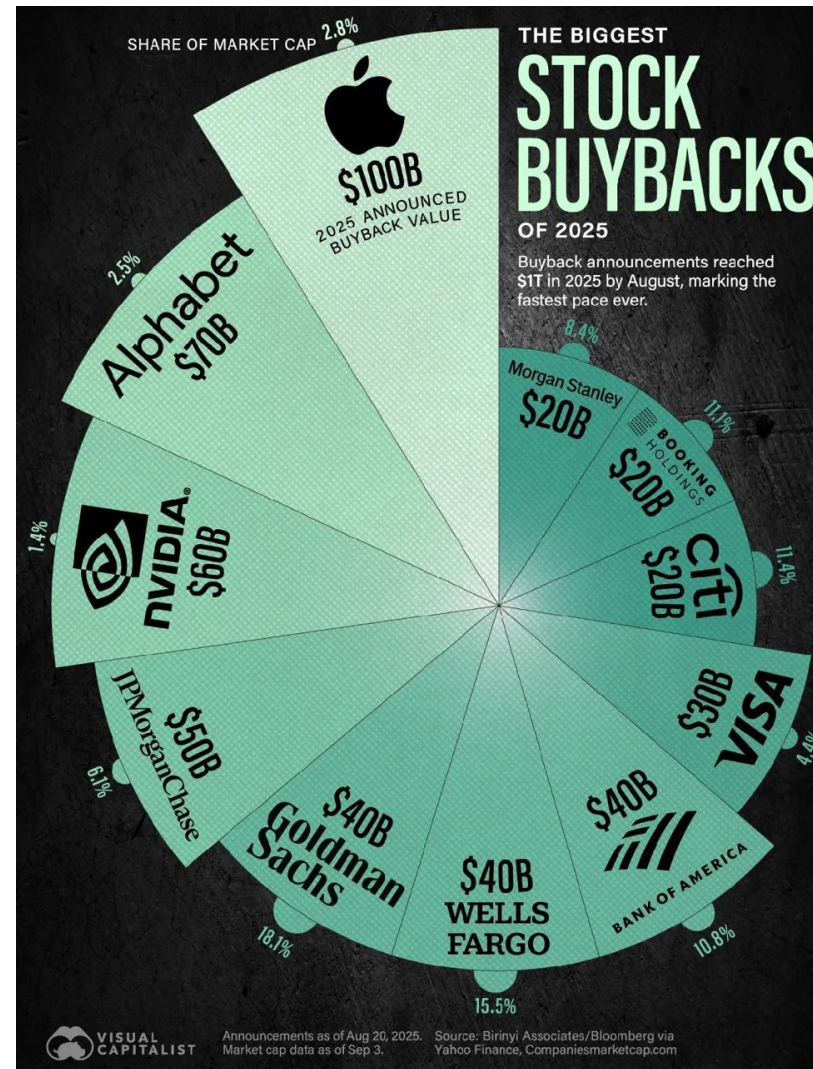
Despite being 4th largest economy; when it comes to per capita we have a long way to cover



Source: Finshots, IMF

3 The biggest stock buybacks of 2025

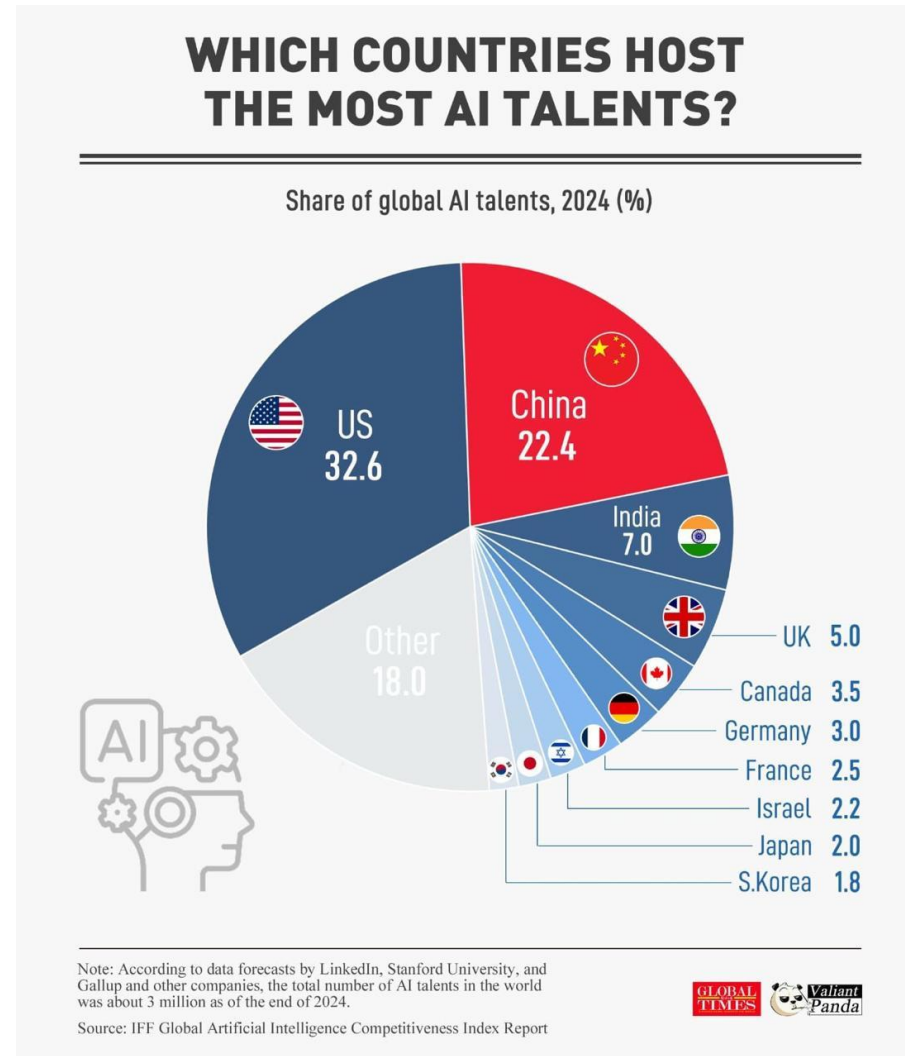
Buyback announcements reached USD1trn in 2025 by August, marking the fastest pace ever



Source: Bloomberg, Yahoo Finance, Companiesmarketcap.com, visual capitalist

4 Which countries host the most AI talents?

US and China both put together constitutes over 55% of the share, India with distant 3rd largest with 7% share



Source: IFF Global Artificial Intelligence Competitiveness Index Report, Global Times, Valiant Panda

5 Chinese exports in the first half of 2025

Exports to US and Russian have seen decline due to imposition of tariffs and War respectively



Source: General administration of Customs of the People's Republic of China, Statista, Voronoi, Visual Capitalist

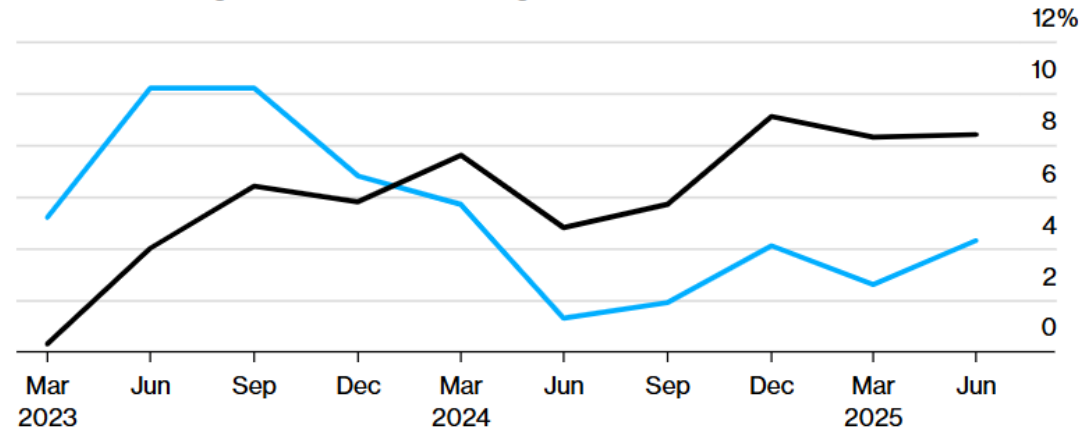
6 Consumption Boost

Consumption growth in India's countryside has outpaced that in urban markets for six straight quarters.

Consumption Boost

Rural India has outpaced urban India for six straight quarters

▬ Rural demand growth ▬ Urban demand growth



Source: NielsenIQ

7 AI Chatbot market share

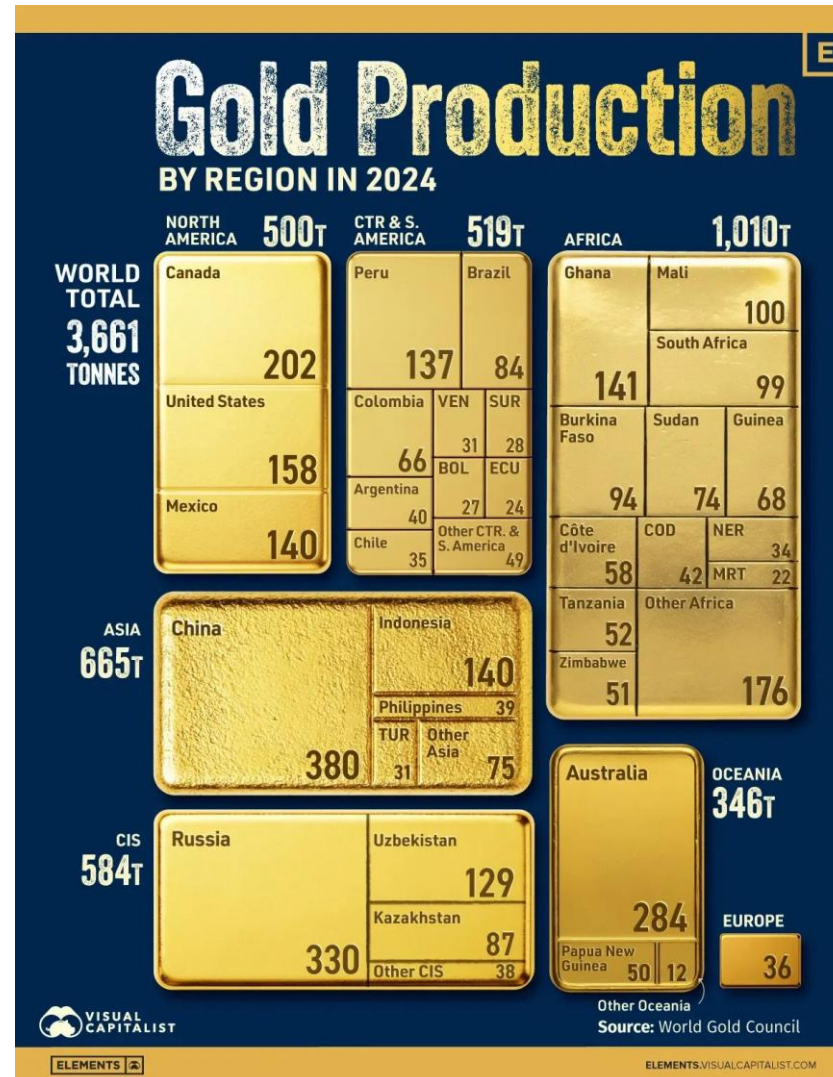
Chat GPT dominates the space with over 83% market share



Source: Statcounter, Voronoi, visual capitalist

8 Gold production by region in 2024

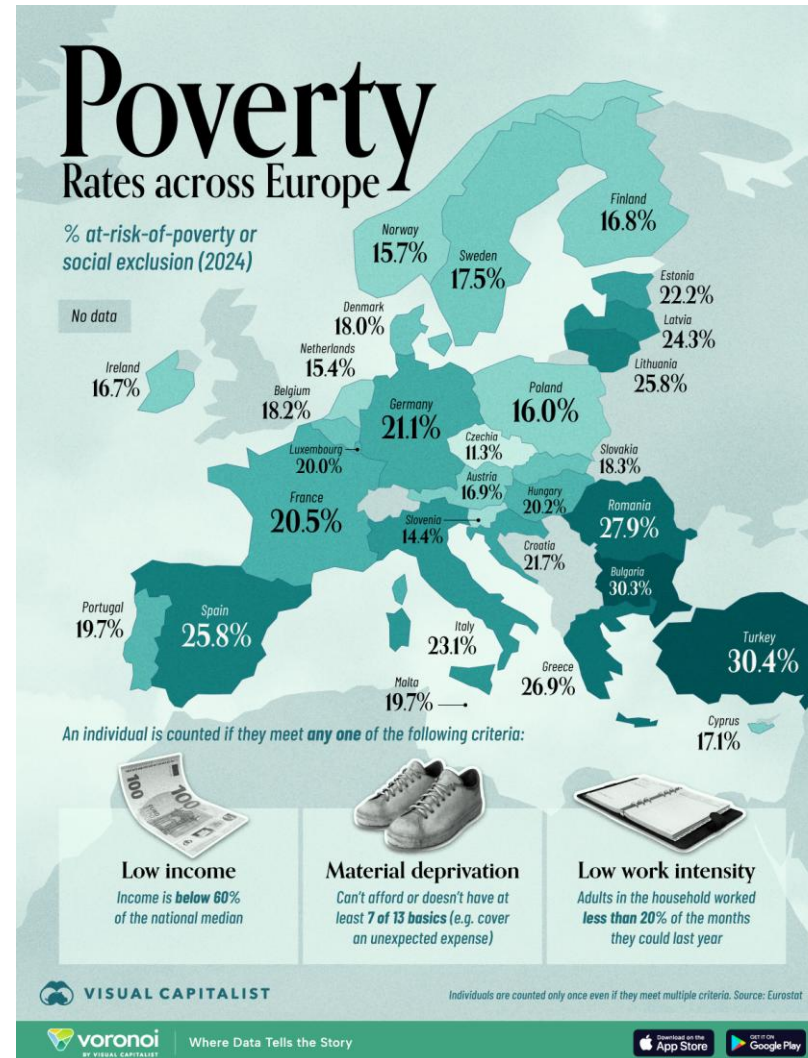
Africa leads over others with ~28% market share globally



Source: World Gold Council, Visual Capitalist

9 Poverty rates across Europe

Turkey, Bulgaria, Romania, Spain have more than 25% at risk of poverty or social exclusion



Source: Voronoi, visual capitalist

10 GST on discretionary items

As seen India with 18% ranks second besides UK that levies 20% GST on discretionary items

GST On Discretionary Items

Here's How India Fares Against Other Countries

Item	 India GST Rate	 US Sales Tax	 UK VAT Rate	 Australia GST	 Japan Consumption Tax	 UAE VAT
Mobile Phones	18%	2.9-10%	20%	10%	8-10%	5%
Laptops	18%	2.9-10%	20%	10%	8-10%	5%
Refrigerators	18%	2.9-10%	20%	10%	8-10%	5%
Televisions	18%	2.9-10%	20%	10%	8-10%	5%
Washing Machines	18%	2.9-10%	20%	10%	8-10%	5%



THANK YOU

Disclaimer: The securities quoted are for illustration only and are not recommendatory. Any performance depictions are for illustration purposes only and such past performance may or may not sustain in future. Investments in securities market are subject to market risks. Read all the related documents carefully before investing. This message and any attachments are meant solely for investor awareness and forms a part of education and awareness initiative. The circulation of this document shall not be construed as a recommendation or a solicitation to subscribe, buy, sell, or hold any scrip, fund, or scheme. This document is intended only for the personal use to whom it is addressed or delivered and must not be reproduced or redistributed in any form to any other person.